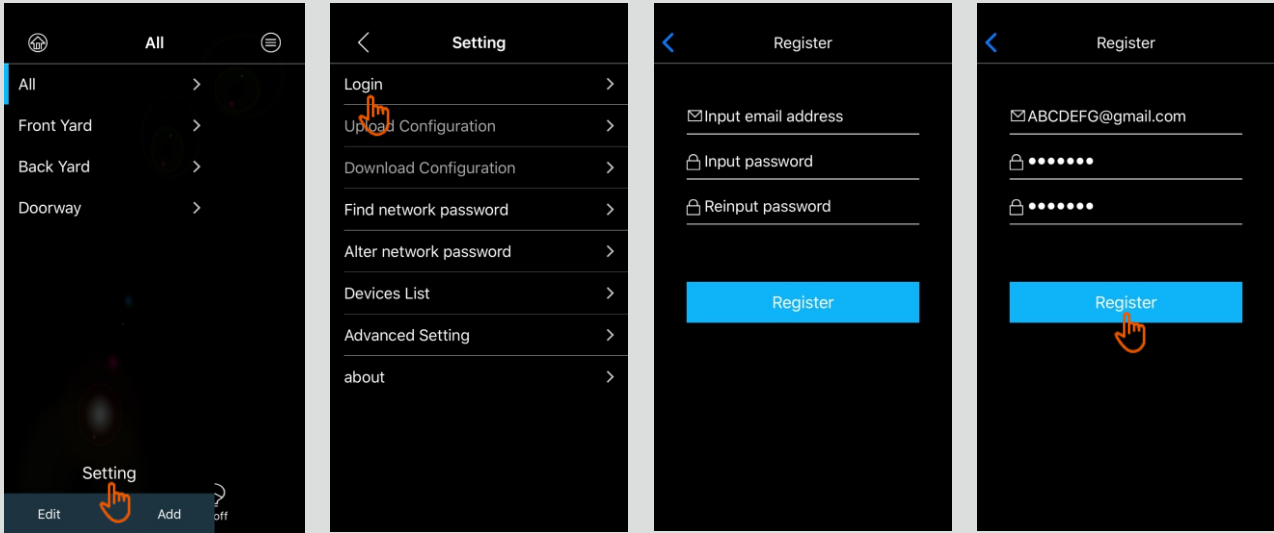




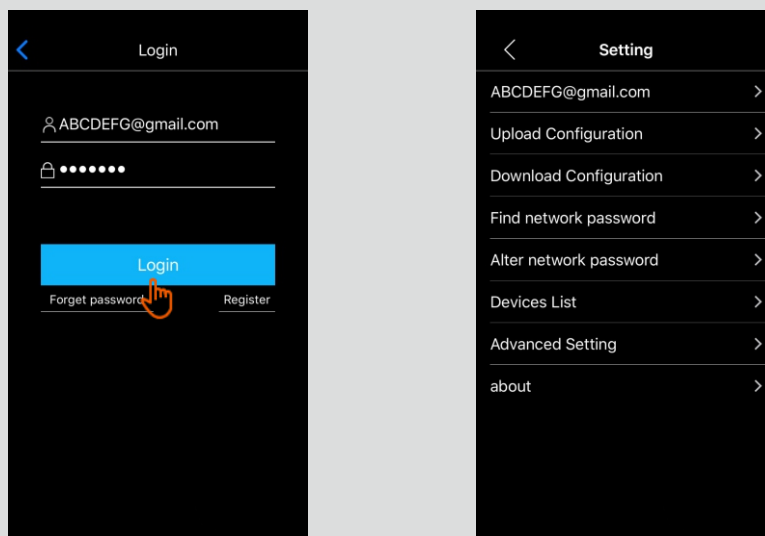
Setting Sharing For Multiple Phone Control

APP: EncoreLighting **Must operate with same phone system (Android or iOS).**

Step 1. Search and add lamps, setting control groups, then register an user account via email address.

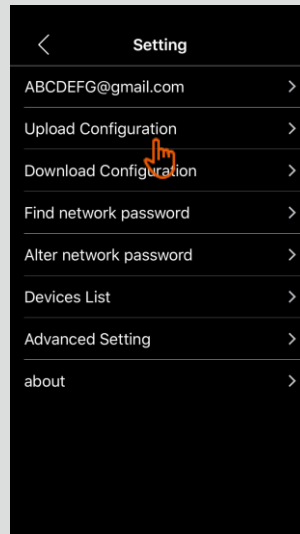


Step 2. Login the user account.

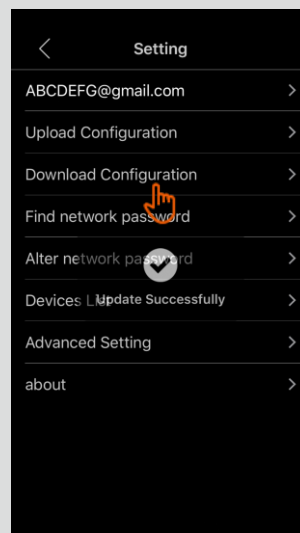




Step 3. Upload group settings of lamps (to software cloud).



Step 4. The other phone will open the APP with same Network Password like the first phone, then login via same user account and download settings (equal to share user account to get group settings), then the other phone can now control it.



Notice 1 : Any newly changed light groupings and new lamps added will need to login APP account upload again, and other phone will need to login with same APP account and download new settings again to keep each phone with the same settings of lamps.

Notice 2 : Same single lamp can not be controlled by another phone at same time while a phone is still connected with the lamp.

Notice 3 : One lamp can not be added to more than one group.