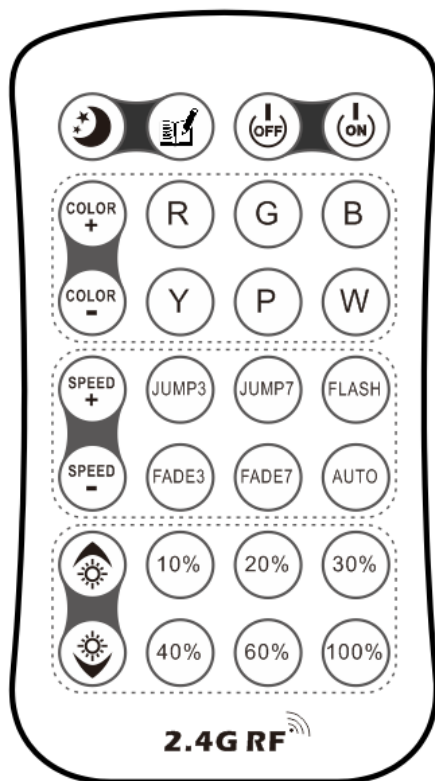


USER MANUAL

2.4G 28keys Remote Control



• Control modes:

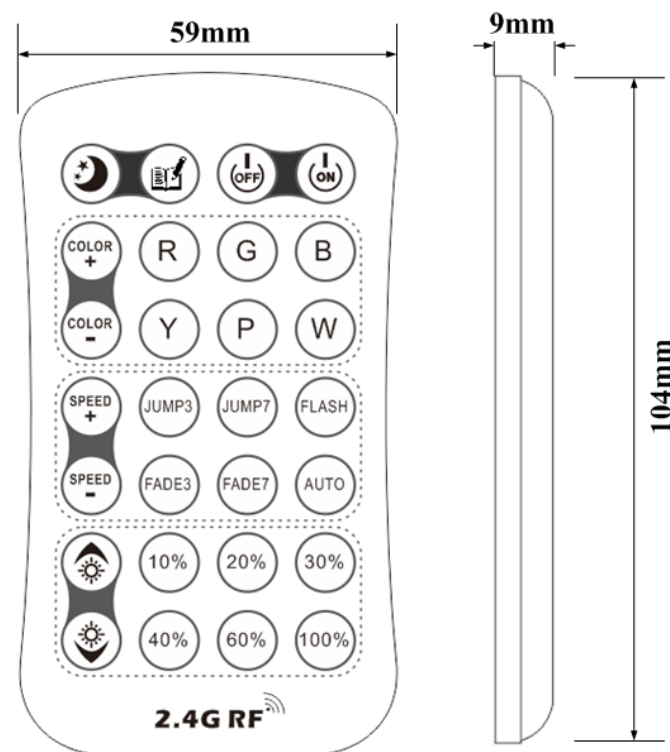
- 1) Night light and DIY mode
- 2) Full RGB colors.
- 3) 2 fade modes (3 colors fading and 7 colors fading)
- 4) 2 jump modes (3 colors jumping and 7 colors jumping)
- 5) Flash mode and auto mode.
- 6) Adjustable brightness (10%,20%,30%,40%,60%,100%),with extra 10 levels.
- 7) Adjustable color changing speed--when the light is at dynamic modes.

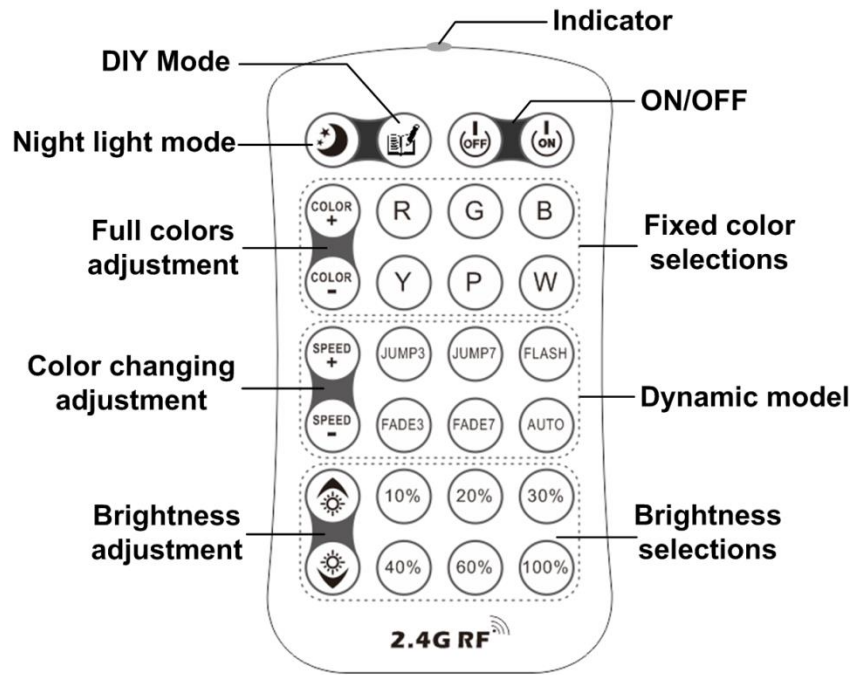
• Technical Parameters

Remote controller parameters:

Operating voltage	3V
Transmitter power	5db
Transmission frequency	2400-2482MHz
Remote distance	20-30 meters
Remotes size	L104*W59*H9mm

• Illustrations:





● Pairing and Unpairing to the remote controller

NOTE: The LED blub has already been paired with the supplied remote controller.

One remote can control multiple LED blubs after successfully pairing. See the following direction to pair and unpair to a remote controller.

1) Pairing:

Cut off the power then turn on, press **OFF** button for 3 times within 5 seconds, pairing is successful when the blub keeps flashing for 5 times.

2) Unpairing:

Cut off the power then turn on, press **ON** button for 3 times, unpairing is successful when the blub keeps flashing for 5 times.

● Buttons description

Buttons	Functional description
	Night light mode: The blub is in fixed brightness (about 5% of brightest) when you press the button, the color can be programmed. To program the color, choose your favorite color, then keep pressing the button till the blub flashes for one time.

	DIY button: The blub is in a programmed color and brightness when you press the button, to program it, please choose your favorite color and brightness, then keep pressing this button till the blub flashes for one time.
	Full color adjusting button: The color can be adjusted with this button. For example, after you select Red color, the value will be changed when you press the two buttons.
	Changing speed adjusting button: you can adjust the color changing speed when the light is in JUM, FALSH, FADE, AUTO modes.
	Brightness adjusting button: By pressing these button, the brightness is adjustable in 10 levels.
	3 colors (Red, Green, Blue) jumping
	7 colors (Red, Green, Yellow, Blue, Purple, Cyan, White) jumping
	3 colors (Red, Green, Blue) fading
	Full colors fading
	Red, Green, Blue flashing
	JUMP3, JUMP7, FADE3, FADE7, FLASH playback circularly



Cautions:

- 1) Do not put the remotes into fire.
- 2) Please turn off the power when not in use.
- 3) Please try to install it far away from wires devices, high-power electrical appliances, wall corners or other obstacle to reduce the influence of signal transmission distance.